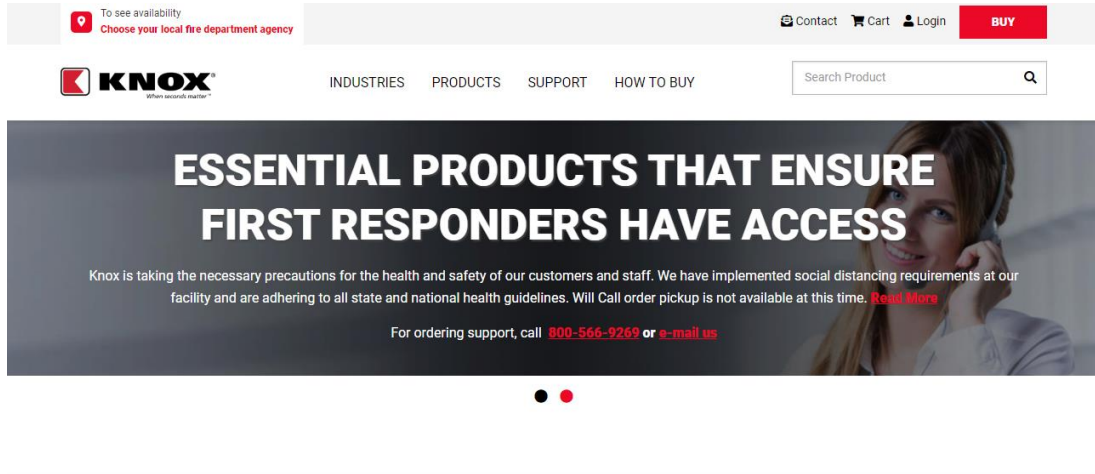
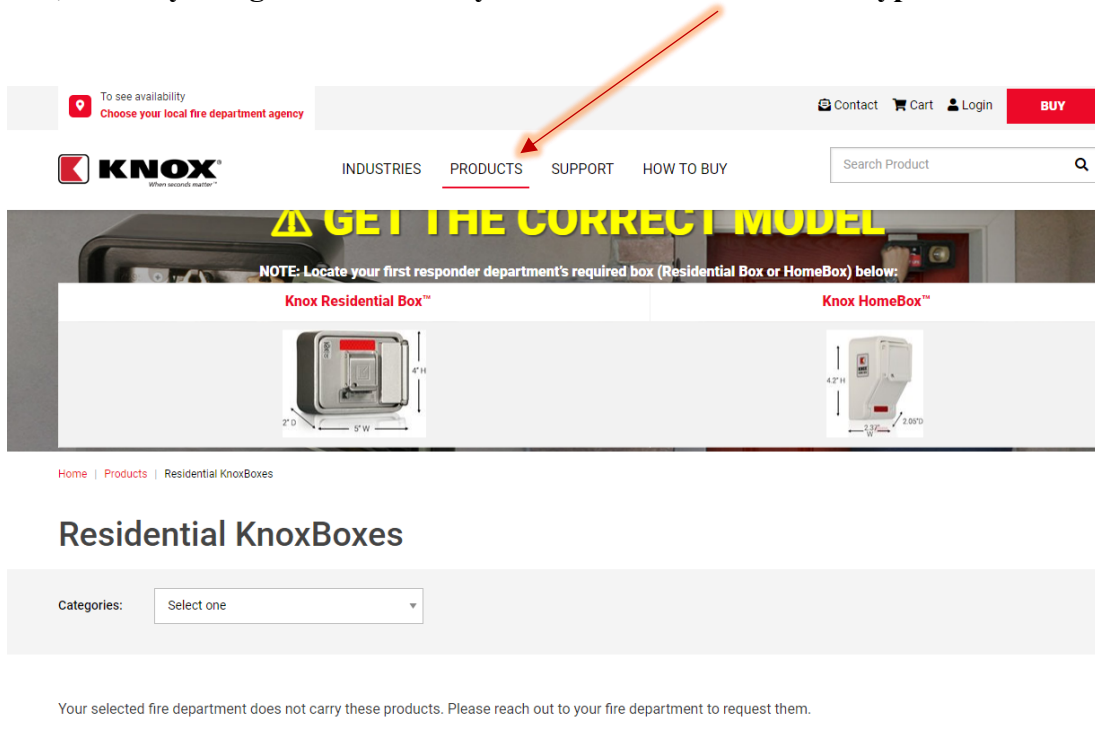


## Procedure for purchasing Knox Box

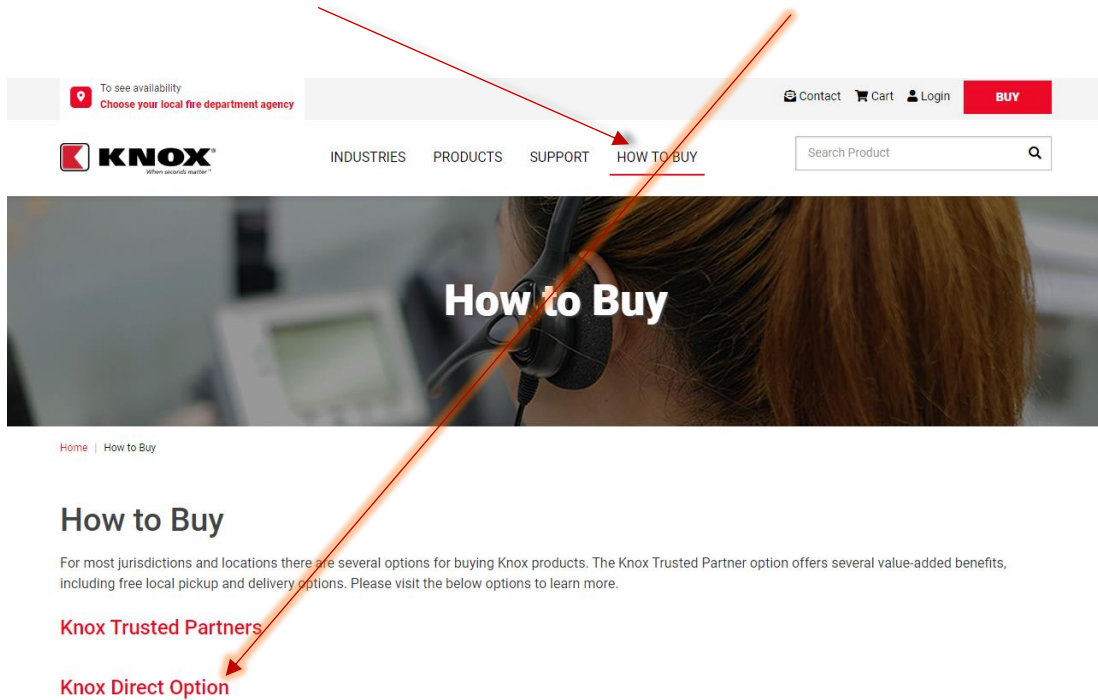
Step #1 - Go to <https://www.knoxbox.com>



Step #2 - Go to Products \*I recommend a residential box for rentals; not the commercial box, but they can get whatever they would like. This will show types and features of boxes.



### Step #3 – Go to, how to buy and select “Knox Direct Option”



To see availability  
Choose your local fire department agency

Contact Cart Login BUY

KNOX  
When second, neither™

INDUSTRIES PRODUCTS SUPPORT HOW TO BUY Search Product

## How to Buy

Home | How to Buy

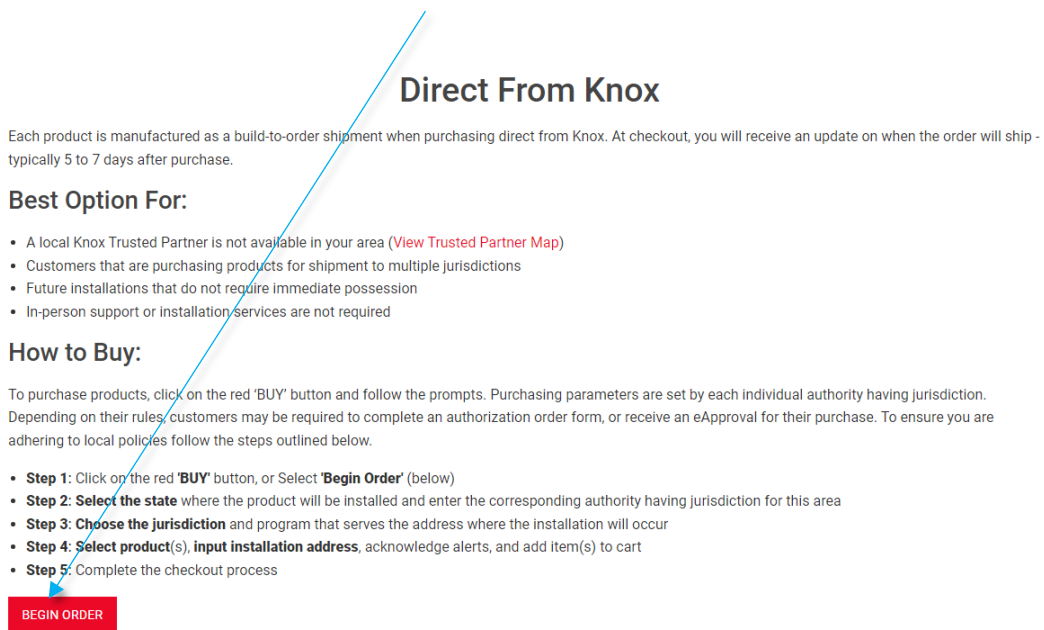
### How to Buy

For most jurisdictions and locations there are several options for buying Knox products. The Knox Trusted Partner option offers several value-added benefits, including free local pickup and delivery options. Please visit the below options to learn more.

[Knox Trusted Partners](#)

[Knox Direct Option](#)

### Step #4 – Go to Red Box “Begin Order” as shown below:



## Direct From Knox

Each product is manufactured as a build-to-order shipment when purchasing direct from Knox. At checkout, you will receive an update on when the order will ship - typically 5 to 7 days after purchase.

### Best Option For:

- A local Knox Trusted Partner is not available in your area ([View Trusted Partner Map](#))
- Customers that are purchasing products for shipment to multiple jurisdictions
- Future installations that do not require immediate possession
- In-person support or installation services are not required

### How to Buy:

To purchase products, click on the red 'BUY' button and follow the prompts. Purchasing parameters are set by each individual authority having jurisdiction. Depending on their rules, customers may be required to complete an authorization order form, or receive an eApproval for their purchase. To ensure you are adhering to local policies follow the steps outlined below.

- **Step 1:** Click on the red 'BUY' button, or Select 'Begin Order' (below)
- **Step 2:** Select the state where the product will be installed and enter the corresponding authority having jurisdiction for this area
- **Step 3:** Choose the jurisdiction and program that serves the address where the installation will occur
- **Step 4:** Select product(s), input installation address, acknowledge alerts, and add item(s) to cart
- **Step 5:** Complete the checkout process

[BEGIN ORDER](#)





Step #5 – The box below will pop up. Select “Michigan” and “Grand Haven Charter Twp” then hit search. **\*\*It is important to select Grand Haven Charter Twp and Not Grand Haven Public Safety\*\***

This screenshot shows a search modal window with a close button (X) in the top right corner. The main heading reads: "To view products available in your area, select the first responder department/agency that services the physical installation address". Below this, there are two dropdown menus. The first is labeled "Your location" and has "MICHIGAN" selected. The second is labeled "Local fire department/agency" and has "Grand Haven Charter Twp" selected. A red "Search" button is positioned to the right of the second dropdown. Below the search area, there are three options: "Not ready to buy?" with sub-options "I'm estimating - Show me the Product List" and "I'm just browsing - Close this Window"; "Need assistance?" with contact information "Phone: 800.566.9269 Mon - Fri, 6 AM to 4 PM MST". A red vertical bar is visible on the right side of the modal.

Step #6 – Once Search is hit from previous window, a new window appears as below. Select Grand Haven Charter Twp. **\*Residential use only -homeboxes**


This screenshot shows a selection modal window with a "Back" button in the top left and a close button (X) in the top right. The main heading reads: "Select the local first responder dept./agency to view products." Below this is a note: "Note: If the department has multiple listings, select the appropriate access program (text in red) to display a set of products available for that program." There are two listing options, each with a red "Select" button to its right. The first listing is for "Grand Haven Charter Twp, Grand Haven, MI" with the access program "Commercial Knox Products" in red. The second listing is for "Grand Haven Charter Twp, Grand Haven, MI" with the access program "Residential Use ONLY - HomeBoxes" in red. At the bottom, there is a footer: "Have questions? Contact Customer Service at 800-566-9269". A green arrow points from the top of the modal down to the "Residential Use ONLY - HomeBoxes" option.

**Step #7 – Order Box of your choosing. \*Recommend direct order from Knox Box site versus CertaSite, but can be done through them if someone chooses.**

Buying Options	Benefits Offered	Sample Cost Comparison*
 <b>Authorized Local Trusted Partner</b>  CertaSite  463.777.8890 knox@certasitepro.com <a href="https://www.certasitepro.com/knoxbox">https://www.certasitepro.com/knoxbox</a>	<ul style="list-style-type: none"><li><input checked="" type="checkbox"/> Save with local delivery</li><li><input checked="" type="checkbox"/> Same day pick up on stocked items</li><li><input checked="" type="checkbox"/> Dept-specific ordering assistance</li><li><input checked="" type="checkbox"/> Local ordinance knowledge</li><li><input checked="" type="checkbox"/> Product education &amp; guidance</li><li><input checked="" type="checkbox"/> Installation services may be available (please inquire)</li></ul>	 <b>Call/Inquire for Best Price</b> * <b>Free local pick up</b> on stocked items  <b>Compliance Experts for Alarm, Sprinkler, Extinguisher and Suppression Systems</b>  <b>ORDER PRODUCTS</b>
<b>Knox Company</b>  1.800.566.9269 info@knoxbox.com	<ul style="list-style-type: none"><li><input checked="" type="checkbox"/> Product education &amp; guidance</li></ul>	<b>\$210*</b> * Price for HomeBox #1501 * +\$19 minimum for shipping, local pick-up not available  <b>ORDER PRODUCTS</b>

**Step #8 – Once box is selected, add it to cart and check out.**

Model 1501 – Knox HomeBox, Wall Mount, Antique White



**Residential KnoxBoxes**  
**Knox HomeBox™**  
Model: 1501  
MSRP: ~~\$362~~  
**Price: \$210**

**1. Mount Type**  
 None  
 Backplate  
 Standard Door  
 Security Door

**2. Color**  
 Antique White

**3. Door Hanger**  
 No  
 Yes

**Installation Address ?**  
The installation address is where this product will be installed. Do not enter the shipping address here.

**Add to Cart**

For Ordering Support

**Continue Below**



**Step #9 – Once you add to cart and enter your address, city and select for residential use, it will populate the field below after verification of address.**

Suite/Apt/Unit

City\*

Country\*

State/Province\*

Postal Code\*

Phone Number

Building Number

Building Name/Description

Permit Number

Residence Type\*

Product Usage\*

Your address has been validated as:  
13250 168TH AVE, GRAND HAVEN, MI, US, 49417-9440  
Would you like to continue with your original address, or  
update to the validated address?

**Step #10 – You will be asked to confirm that you want “Grand Haven Charter Twp”, as there is a rekey fee if you select the wrong location – check the box**

Step #11 – Create a new customer as shown below.

## Login

mer

**New Customer**

If you believe that you already have an account with us, please call customer service at [800-566-9269](tel:800-566-9269) for assistance.

**Creating a second account could cause significant delays to your order.**

First name: \*

  
  
Last name: \*  
  
Email: \*  
  
Confirm Email Address \*  
  
Phone Number: \*  
  
Company (For non-commercial users, please type "Residential"): \*  
  
Password: \*  
  
Password strength: ⓘ

I agree to the [Terms and Conditions](#).

Register

**Final Step – Complete Purchase.** It will send an email asking for permission from our agency to complete the order, as we must confirm it is within our jurisdiction. I get an email and approve or deny once verified. Captain Schweitzer also gets the emails. If anyone has any questions about the purchase of Knox products, they can contact their customer service at 1-800-5669269 or they can contact me with the contact information below and I would be happy to answer any questions.

Thank you,



Dave Marshall  
*Lieutenant/Fire Marshal*  
Grand Haven Twp. Fire/Rescue  
Grand Haven, MI 49417  
Phone: 616.842.5988 Ext. 6040  
Email: [dmarshall@ght.org](mailto:dmarshall@ght.org)